

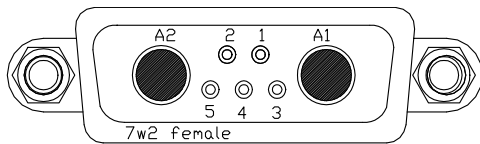
# Laser & Peltier - TEC - Driver

Type: ds11-la15v48-o80l07-v1-597



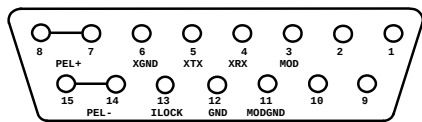
Laser max.: 15A - 48V  
 In: 110..230VAC  
 - Analog or Digital Modulation  
 - Bias Current option  
 - Pilot Laser Supply  
 - External Fan Support  
 - optional medical version

## Laser Connector



PIN.No	Abbr.	Function
A1	LDC-	Laser Diode Cathode
A2	LDA+	Laser Diode Anode
1	PILOT	Pilot Laser Supply
2	PHD	Photo Diode Cathode vs. GND
3	T1	Temp. Sensor 1 vs. GND
4	GND	
5	LUF	Supply 800mA 2..24V for fan vs. GND

## Support & TEC-Connector



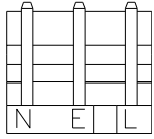
Sub-D 15, female

Pin.No	Abbr.	Function
3	MOD	Modulation Input
4	XRK	RS232-RX
5	XTX	RS232-TX
6	XGNC	RS232-GND
7;8	PEL+	Peltier element (+) if TEC is on Board
11	MODGND	Modulation GND
12	GND	Common Ground
13	ILOCK	Interlock vs. GND
14;15	PEL-	Peltier element (-) if TEC is on Board
1,9,10,11	n.c.	may carry Signals depending on Type
	SCR	Common Screen



# Laser & Peltier - TEC - Driver

## Mains Connector



MAINS INPUT: 3 Pin, 5.08mm, with Friction Lock, 18-24 AWG  
MOLEX HousingNo:10013036 TerminalNo:8701031

